

# Weekly commentary

June 15, 2020

**BlackRock**

## Private markets as diversifiers

- We see diversification with - and within - private markets as crucial to building resilient portfolios in a low-rate, post Covid-19 world.
- The key to the policy response has shifted to ensuring successful execution and avoiding policy fatigue before the shock passes.
- The Bank of England is expected to keep interest rates unchanged and expand its government bond purchase program.

Public markets were at the center of market action as risk assets sold off amid the spreading pandemic and then rebounded amid an overwhelming policy response. We now see opportunities in slower-moving, less liquid private markets and expect them to offer exposure to accelerating structural trends. Diversification with - and within - private markets will be crucial to building resilient portfolios, in our view.



**Mike Pyle**

Global Chief Investment Strategist – BlackRock Investment Institute



**Elga Bartsch**

Head of Macro Research – BlackRock Investment Institute



**Mark Everitt**

Head of Research and Strategy, BlackRock Alternative Investors

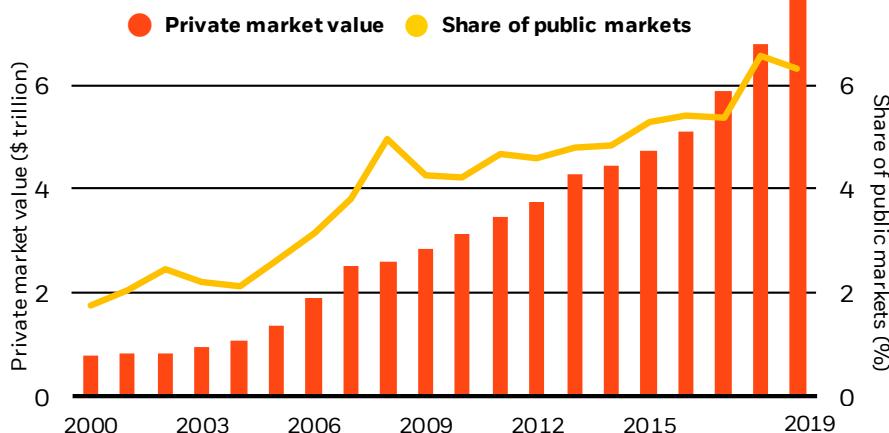


**Vivek Paul**

Senior Portfolio Strategist – BlackRock Investment Institute

## Chart of the week

Growth in private markets, 2000 - 2019



Sources: BlackRock Investment Institute, with data from Preqin, June 2020. Notes: The bars represent the sum of net asset value of closed-end funds as well as dry powder of funds in these asset classes: private equity and venture capital, real estate, private debt, infrastructure and natural resources. The line shows the size of private markets relative to that of public markets.

Private markets are bigger, deeper and a larger component of institutional portfolios than ever before. The private market universe has tripled since the financial crisis to \$7.7 trillion today, from \$2.5 trillion in December 2007, as the bars in the chart above show. They now make up 6.3% of public market size, from 3.8% then (the yellow line). Allocations to private assets such as private equity (PE), private debt, real estate and infrastructure now make up around 26% of global pension fund assets, up from 19% in 2008, according to consultancy Willis Towers Watson. These markets can be illiquid and are not suitable for all investors. Yet we believe they can help investors build diversified portfolios that are more representative of the global economy than public markets alone. Our work also suggests many institutional investors are more worried than they need to be about liquidity constraints, and that owning more private assets could help them meet return and diversification goals.

Visit [BlackRock Investment Institute](#) for insights on global economy, markets, geopolitics and portfolio construction.

**BlackRock Investment Institute**

Why consider private markets now? Risk assets in public markets have rapidly rebounded after hitting lows in late March as uncertainty about the virus impact peaked, removing some of the value there on a tactical basis. Even after last week's selloff, the S&P 500 index is up almost 40% from lows. The policy revolution has cushioned the pandemic's fallout, and economies are slowly reopening, making this a time to unlock value in slower-moving private markets. Moreover, we expect wide variations in activity normalization, by region and sector and company. This calls for a greater focus on *real* resilience at a granular level. We believe private markets offer this potential. Investors have a say in structuring the investments and can add custom-made resilience—via contractual provisions, avoidance of excess leverage and choice of counterparty.

Private managers at first primarily played defense in the virus shock—a rapid reassessment of the operating and liquidity needs of the assets they already owned. This is morphing into offense: seizing opportunities in the market dislocations. What is tomorrow's opportunity set? The first is providing liquidity, rescue and turnaround finance. Quality companies that have lost bank financing may need liquidity bridges while their operations recover. The shock is likely to produce a large market in distressed debt. There are at least \$600 billion of distressed assets trading today, and we expect this to increase.

The second is seizing opportunities in sectors benefiting from accelerating structural trends. The pandemic is irrevocably reshaping the economy and investment landscape, and investors focused on public markets alone may miss out on opportunities in sustainability, digitalization and public health. Examples are renewable power (the most active infrastructure sector in 2019, according to IJGlobal); and technology and health care (which accounted for 19% and 13%, respectively, of private equity (PE) deals in 2019, according to Preqin).

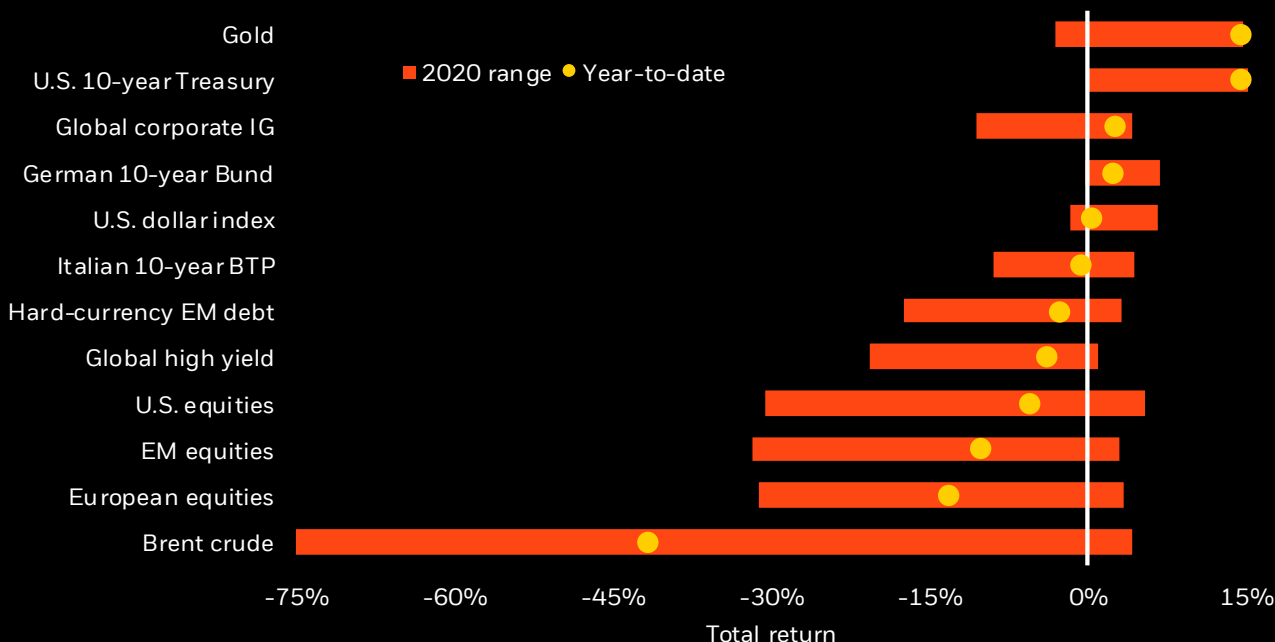
The virus shock is unlike anything else, but the global financial crisis does hold some lessons for private market investors. First, vintages (when a private market fund deploys its capital) after a crisis tend to be good ones. Second, opportunities in different sectors come and go on different timelines—credit more quickly, for example, and real estate more slowly. Third, the difficulty of timing markets (and especially private markets) makes diversification of vintage years crucial. Bottom line: We believe private markets will play an increasingly important role in fortifying strategic portfolios.

## Market backdrop

Measures to contain the virus are gradually being eased in many developed economies. May's data suggested the worst of the contraction may be behind us, but we see a bumpy restart in coming months. We are tracking the interplay of containment measures and mobility changes on activity as economies have started to reopen. The unprecedented policy response has boosted markets, leaving a potential second wave of infections and policy implementation as key risks. U.S. Congress is headed for a fiscal cliff as jobless benefits, state support and payroll protection measures are expiring soon.

## Assets in review

Selected asset performance, 2020 year-to-date and range



**Past performance is not a reliable indicator of current or future results. It is not possible to invest directly in an index.** Sources: BlackRock Investment Institute, with data from Refinitiv Datastream, June 2020. Notes: The two ends of the bars show the lowest and highest returns versus the end of 2019, and the dots represent year-to-date returns. Emerging market (EM), high yield and global corporate investment grade (IG) returns are denominated in U.S. dollars, and the rest in local currencies. Indexes or prices used are: spot Brent crude, MSCI USA Index, the ICE U.S. Dollar Index (DXY), MSCI Europe Index, Bank of America Merrill Lynch Global Broad Corporate Index, Bank of America Merrill Lynch Global High Yield Index, Datastream 10-year benchmark government bond (U.S., German and Italy), MSCI Emerging Markets Index, spot gold and J.P. Morgan EMBI index.

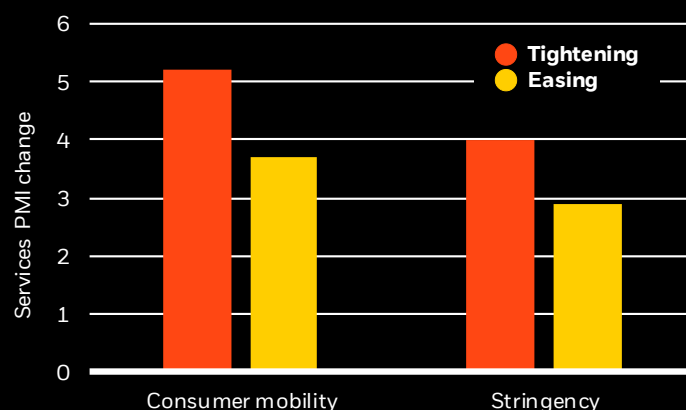
## Macro insights

Mobility is starting to recover as governments ease lockdowns. The relationship between lockdown stringency, mobility patterns and Purchasing Managers' Indices (PMIs) suggests that mobility changes (the first set of bars in the chart) have a larger impact on business sentiment than lockdown measures (the second set) do in developed markets. And imposing lockdowns and restricting movement (the red bars in the chart) has a bigger effect than lifting those measures (the yellow bars).

In other words, the relationship between tightening and easing is asymmetric. A 10-point tightening in mobility led to a 5.2 point decline in the services PMI, yet a 10-point easing only recovered 3.7 points. The service sector was hit harder than the manufacturing sector by the sudden stop in activity. The likely reason? Services tend to be more contact-intensive. And manufacturing companies were able to operate even at the height of lockdowns in many countries.

## Asymmetrical assessment

Mobility and lockdown impact on service sector activity



Sources: BlackRock Investment Institute, Oxford University and Google with data from Haver Analytics, June 2020. Note: This chart shows the impact that a 10 point move up or down in consumer mobility data and stringency measures have on the service sectors of nine developed market economies. We use Google data on retail and recreation mobility for the mobility score and Oxford data on lockdown stringency. We use a panel regression technique that combines country and time dimensions to measure the marginal effect of mobility on service sector activity, and how this differs between tightening and easing phases.

## Investment themes

### 1 Activity standstill

- The coronavirus shock is unprecedented and sharper than what we saw in 2008 – but its cumulative hit to growth is likely to be lower as long as authorities deliver an overwhelming fiscal and monetary policy response to bridge businesses and households through the shock. The main risk to our view: The decisive policy response is not delivered in a successful and timely fashion, causing lasting damage to the economy.
- The rate of growth in virus cases looks to be slowing in many regions and stringent shutdown measures are gradually being lifted.
- The nature of the activity rebound will depend on the path of the outbreak, delivery of policy response and potential changes to consumer and corporate behaviors. Success will not just be about restarting the economy and containing the virus – but balancing both objectives.
- **Market implication:** We are sticking to benchmark holdings in most asset classes and prefer credit over equities.

### 2 Bold policy action

- A decisive, pre-emptive and coordinated policy response needed to stabilize financial markets has taken shape, particularly in the U.S. The U.S. unemployment rate hit its highest level since the Great Depression in April, underscoring the need for effective policy implementation.
- The Federal Reserve built on its “whatever it takes” approach to helping the economy through the shock and ensuring markets function properly. We could see its balance sheet more than double to just over \$10 trillion by year end to support the fiscal response. The U.S. Treasury smashed records by setting out a \$3 trillion borrowing plan in its quarterly refunding to fund the response – showing the blurring of lines between monetary and fiscal policy.
- The Fed in its June 10 meeting steered clear of committing to explicit yield curve control.
- We are gaining confidence in Europe’s policy response, including expanded asset purchases by the European Central Bank, but a proposed €750 billion joint recovery fund may face implementation challenges.
- China moved away from setting a GDP growth target for 2020, emphasizing *quality* of growth over *quantity*, and announced fiscal stimulus of around 4% of GDP.
- A German constitutional court ruling threatens the European Central Bank’s independence and could lead to euro area fragmentation in the long run. It’s crucial to have proper guard rails around policy coordination, as we wrote in [Dealing with the next downturn](#).
- Central banks have moved from alleviating dysfunctional market pricing and tightening financial conditions to ensuring credit flows to businesses and local governments.
- We see risks of implementation and policy exhaustion. Next rounds of U.S. fiscal stimulus look harder to achieve because of a return of political polarization after a short window of bipartisanship.
- **Market implication:** Coupon income is crucial in an even more yield-starved world, including corporate credit.

### 3 Resilience rules

- Portfolio resilience has to go beyond nominal government bonds and consider alternative return sources that can provide diversification.
- A focus on sustainability can help make portfolios more resilient. We believe the adoption of sustainable investing is a [tectonic shift](#) that will carry a return advantage for years to come – and the coronavirus shock seems to be accelerating this shift.
- **Market implication:** We prefer U.S. Treasuries to lower-yielding peers as portfolio ballast and see a strong case for sustainable investing.

## Week ahead

**June 15** U.S. Empire State survey

**June 18** Bank of England interest rate decision; Philadelphia Fed Manufacturing Survey

**June 16** Bank of Japan interest rate decision; U.S. industrial and retail sales for May; German ZEW economic sentiment

The Bank of England is expected to keep interest rates unchanged at its policy meeting this week. Analysts expect it to expand the gilt purchase program while keeping its corporate debt buying unchanged, according to a Reuters poll. The BoE may also mention the negative interest rate debate – but only to the extent of discussing further options should the need arise.

## Directional views













Six to 12-month tactical views on major global assets from a U.S. dollar perspective, June 2020

Asset	Underweight	Neutral	Overweight
<b>Equities</b>			
	We are neutral on global equities. Global economic activity has been almost halted in order to stem the spread of the coronavirus. Overwhelming and aggressive policy action – both fiscal and monetary – help support the asset class. We prefer an up-in-quality stance, and like economies with ample policy room.		
<b>Credit</b>			
	We have upgraded credit to modestly overweight. Extraordinary measures by central banks – including purchases of corporate debt – provide a favorable backdrop. Developed market central bank actions should pave the way for lower volatility in interest rates, providing a stable environment for credit spreads to narrow. The risk of temporary liquidity crunches remains. Yet valuations have cheapened and coupon income is crucial in a world starved for yield.		
<b>Government bonds</b>			
	We stay neutral overall on global government bonds. They act as ballast against risk-off episodes. Additional easing by major central banks has become more likely, in our view. We favor U.S. Treasuries over government bonds in other regions, but see risks of a diminishing buffer against equity market selloffs and a snap-back in yields from historically low levels.		
<b>Cash</b>			
	We maintain our neutral position on cash for risk mitigation. We also see cash as a robust buffer against risks around regime shifts, especially those triggered by a negative supply shock that could drive both stocks and bonds lower together.		

Note: This material represents an assessment of the market environment at a specific time and is not intended to be a forecast or guarantee of future results. This information should not be relied upon as investment advice regarding any particular fund, strategy or security.

# Granular views

Six to 12-month tactical views on selected assets vs. broad global asset classes by level of conviction, June 2020

Asset	Underweight	Overweight	
Equities			We are overweight U.S. equities for their relative quality bias and the sizable policy response to the outbreak: large fiscal stimulus coupled with the Federal Reserve's commitment to keep rates low and markets functioning.
			We stay underweight on European equities. We see greater upside elsewhere in an eventual recovery. Europe is more dependent on foreign trade.
			We are underweight Japanese equities. The country has limited monetary and fiscal policy space to offset the outbreak's impact.
			We are neutral on EM equities. Valuations have cheapened, but the global economic slowdown and cheaper oil challenge many EM economies. The outbreak also is a big test for weak public health systems.
			We are overweight Asia ex-Japan equities on prospects of an eventual growth uptick. We see China as in the early stages of restarting its economy and having more policy space to revive activity.
			We are neutral on momentum. The factor has outperformed in the growth slowdown, partly due to its exposure to "secular growers" in the tech industry as well as dividend paying bond proxies.
			We remain underweight value. Value has historically performed best in periods of accelerating growth, and we now see the coronavirus outbreak posing downside risks to the economy.
			We like min-vol for its defensive properties in a growth slowdown. The factor has historically performed well late in the cycle.
			We hold quality as an overweight. We like that it has been resilient in late-cycle periods, despite relatively high valuations.
Fixed Income			We like U.S. Treasuries. Low rates reduce their ability to cushion against risk asset selloffs, but we see greater room for long-term yields to fall further in the U.S. than in other developed markets.
			We are neutral on TIPS. After a huge decline in rates that makes the entry point less attractive. We still see potential for higher inflation over time and like TIPS in strategic allocations.
			We remain underweight bunds. They provide little cushion against major risk events, but would not add to our underweight after recent underperformance versus U.S. Treasuries.
			We are holding our overweight in euro area peripheral government bonds. Fiscal authorities increased stimulus and the European Central Bank expanded its asset purchases program to cushion the pandemic's impact.
			We like global investment grade credit. Renewed asset purchases by central banks as well as the prospect of a stable rates backdrop support the sector at a time when valuations have cheapened.
			We stay overweight high yield as a source of income, despite recent underperformance. We avoid energy as a lower-for-longer oil price challenges the ability of issuers to refinance near-term maturities.
			We stay neutral on hard-currency EM debt due to the heavy exposure to energy exporters and limited policy space among some markets. Default risks may be underpriced.
			We are neutral on local-currency EM debt to neutral because we see a risk of further currency declines in key markets amid monetary and fiscal easing. This could wipe out the asset class's attractive coupon income.
			We stay overweight based on a slowdown in the spread of the virus, Chinese monetary easing, low energy exposure and reasonable relative value. We see demand from Chinese and regional investors.

# BlackRock Investment Institute

The BlackRock Investment Institute (BII) leverages the firm's expertise and generates proprietary research to provide insights on the global economy, markets, geopolitics and long-term asset allocation – all to help our clients and portfolio managers navigate financial markets. BII offers strategic and tactical market views, publications and digital tools that are underpinned by proprietary research.

**General Disclosure:** This material is not intended to be relied upon as a forecast, research or investment advice, and is not a recommendation, offer or solicitation to buy or sell any securities or to adopt any investment strategy. The opinions expressed are as of June 15, 2020 and may change. The information and opinions are derived from proprietary and non-proprietary sources deemed by BlackRock to be reliable, are not necessarily all-inclusive and are not guaranteed as to accuracy. As such, no warranty of accuracy or reliability is given and no responsibility arising in any other way for errors and omissions (including responsibility to any person by reason of negligence) is accepted by BlackRock, its officers, employees or agents. This material may contain 'forward looking' information that is not purely historical in nature. Such information may include, among other things, projections and forecasts. There is no guarantee that any forecasts made will come to pass. Reliance upon information in this material is at the sole discretion of the reader.

**In the U.S. and Canada,** this material is intended for public distribution. In the U.S. and Canada, this material is intended for public distribution. **In the UK and outside the EEA:** Until 31 December 2020, issued by BlackRock Investment Management (UK) Limited, authorized and regulated by the Financial Conduct Authority. Registered office: 12 Throgmorton Avenue, London, EC2N 2DL. Tel: + 44 (0)20 7743 3000. Registered in England and Wales No. 2020394, has issued this document for access by Professional Clients only and no other person should rely upon the information contained within it. For your protection telephone calls are usually recorded. Please refer to the Financial Conduct Authority website for a list of authorized activities conducted by BlackRock. From 31 December 2020, in the event the United Kingdom and the European Union do not enter into an arrangement which permits United Kingdom firms to offer and provide financial services into the European Union, the issuer of this material is: (i) BlackRock Investment Management (UK) Limited for all outside of the European Union; and (ii) BlackRock (Netherlands) B.V. for in the European Union, BlackRock (Netherlands) B.V. is authorized and regulated by the Netherlands Authority for the Financial Markets. Registered office Amstelplein 1, 1096 HA, Amsterdam, Tel: 020 – 549 5200, Tel: 31-20-549-5200. Trade Register No. 17068311 For your protection telephone calls are usually recorded. **In Switzerland,** this document is marketing material. This document shall be exclusively made available to, and directed at, qualified investors as defined in the Swiss Collective Investment Schemes Act of 23 June 2006, as amended. **For investors in Israel:** BlackRock Investment Management (UK) Limited is not licensed under Israel's Regulation of Investment Advice, Investment Marketing and Portfolio Management Law, 5755-1995 (the "Advice Law"), nor does it carry insurance thereunder. **In South Africa,** please be advised that BlackRock Investment Management (UK) Limited is an authorized financial services provider with the South African Financial Services Board, FSP No. 43288. **In the DIFC** this material can be distributed in and from the Dubai International Financial Centre (DIFC) by BlackRock Advisors (UK) Limited – Dubai Branch which is regulated by the Dubai Financial Services Authority (DFSA). This material is only directed at 'Professional Clients' and no other person should rely upon the information contained within it. **In the Kingdom of Saudi Arabia** this information is only directed to Exempt Persons, Authorized Persons or Investment Institutions, as defined in the relevant implementing regulations issued by the Capital Markets Authority (CMA). **In the United Arab Emirates** this material is only intended for -natural Qualified Investor as defined by the Securities and Commodities Authority (SCA) Chairman Decision No. 3/R.M. of 2017 concerning Promoting and Introducing Regulations. Neither the DFSA or any other authority or regulator located in the GCC or MENA region has approved this information. **In Singapore,** this is issued by BlackRock (Singapore) Limited (Co. registration no. 200010143N). In Hong Kong, this material is issued by BlackRock Asset Management North Asia Limited and has not been reviewed by the Securities and Futures Commission of Hong Kong. **In South Korea,** this material is for distribution to the Qualified Professional Investors (as defined in the Financial Investment Services and Capital Market Act and its sub-regulations). **In Taiwan,** independently operated by BlackRock Investment Management (Taiwan) Limited. Address: 28F., No. 100, Songren Rd., Xinyi Dist., Taipei City 110, Taiwan. Tel: (02)23261600. **In Japan,** this is issued by BlackRock Japan, Co., Ltd. (Financial Instruments Business Operator: The Kanto Regional Financial Bureau. License No375, Association Memberships: Japan Investment Advisers Association, the Investment Trusts Association, Japan, Japan Securities Dealers Association, Type II Financial Instruments Firms Association.) For Professional Investors only (Professional Investor is defined in Financial Instruments and Exchange Act). **In Australia,** issued by BlackRock Investment Management (Australia) Limited ABN 13 006 165 975 AFSL 230 523 (BIMAL). The material provides general information only and does not take into account your individual objectives, financial situation, needs or circumstances. **In China,** this material may not be distributed to individuals resident in the People's Republic of China ("PRC", for such purposes, excluding Hong Kong, Macau and Taiwan) or entities registered in the PRC unless such parties have received all the required PRC government approvals to participate in any investment or receive any investment advisory or investment management services. **For Other APAC Countries** this material is issued for Institutional Investors only (or professional/sophisticated /qualified investors, as such term may apply in local jurisdictions) and does not constitute investment advice or an offer or solicitation to purchase or sell in any securities. BlackRock funds or any investment strategy nor shall any securities be offered or sold to any person in any jurisdiction in which an offer, solicitation, purchase or sale would be unlawful under the securities laws of such jurisdiction. **In Latin America,** for institutional investors and financial intermediaries only (not for public distribution). This material is for educational purposes only and does not constitute investment advice or an offer or solicitation to sell or a solicitation of an offer to buy any shares of any fund or security. If any funds are mentioned or inferred in this material, such funds may not have been registered with the securities regulators of any Latin American country and thus, may not be publicly offered in any such countries. The provision of investment management and investment advisory services is a regulated activity in Mexico thus is subject to strict rules. No securities regulator within Latin America has confirmed the accuracy of any information contained herein.

The information provided here is neither tax nor legal advice. Investors should speak to their tax professional for specific information regarding their tax situation. Investment involves risk including possible loss of principal. International investing involves risks, including risks related to foreign currency, limited liquidity, less government regulation, and the possibility of substantial volatility due to adverse political, economic or other developments. These risks are often heightened for investments in emerging/developing markets or smaller capital markets.

© 2020 BlackRock, Inc. All Rights Reserved. **BlackRock** is a registered trademark of BlackRock, Inc. or its subsidiaries in the United States and elsewhere. All other trademarks are those of their respective owners.

**BlackRock**

Not FDIC Insured • May Lose Value • No Bank Guarantee