



NATO UNCLASSIFIED



NCIA/SSBA/LAS/KB 2019-01  
28-Jan-19

## KNOWLEDGE BASE ARTICLE

### Logistics Functional Area Services (LOGFAS) v6.4.0

**To** : LOGFAS System Administrator/End User  
**Subject** : Not possible to change the option to collect historical data in LDM  
**Reference(s)** : LOGFAS 6.4.0 – LDM Application

#### 1. Applicability


LOGFAS 6.4.0 – LDM Application

#### 2. Problem definition

In LDM under Forces -> “Consumable Reporting”; when you open up the “See History” button, the “Clear Consumable Reports History” dialog box opens. If you deselect the tick box “Collect historical data when consumable reports are modified”, you will receive a warning message.

#### 3. Problem recreation

- a. Open LDM



*Figure 1 LDM application*



**NCIA / SSBA / LAS**  
Bldg 302, Rm 3xx  
Tel.: +32 (0)6544 9445

NATO UNCLASSIFIED

- b. Go to “Consumable Reporting”

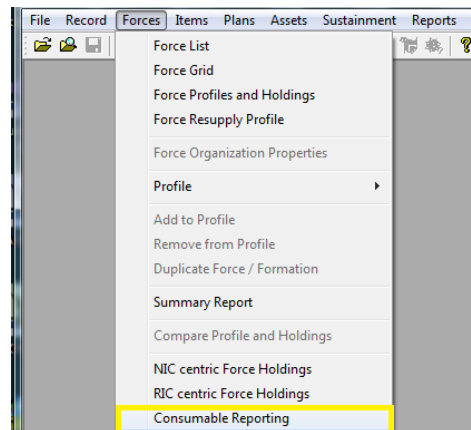


Figure 2 Consumable Reporting

- c. Select one Profile one Plan(1,2) and one or more consumables(3) and click on “See History” button selected in yellow(4).

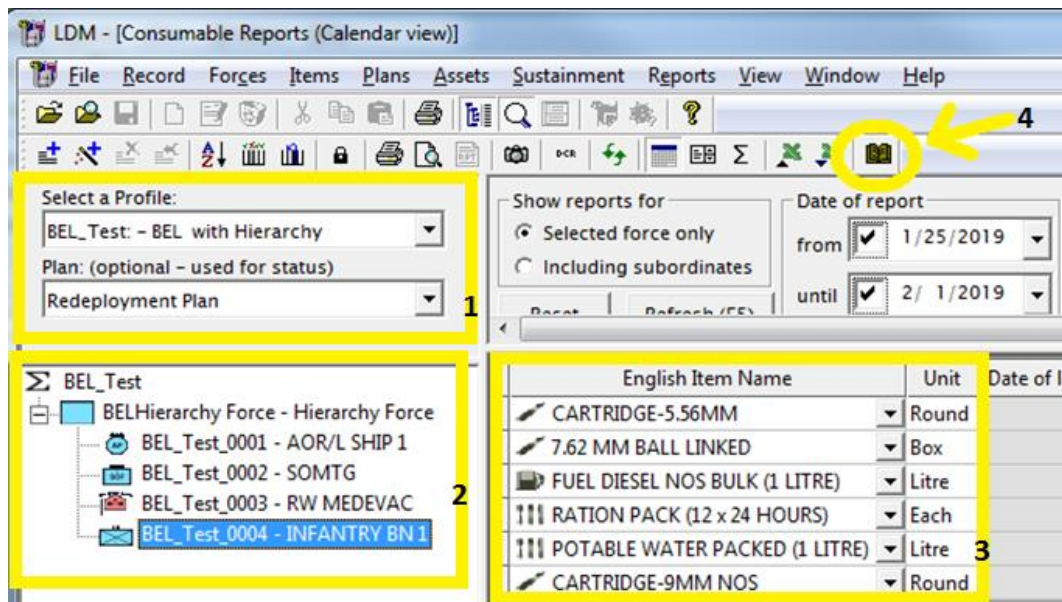


Figure 3 Consumable Reports Window

- d. Click in “Clear History” and uncheck the “Collect historical data when consumable reports are modified”

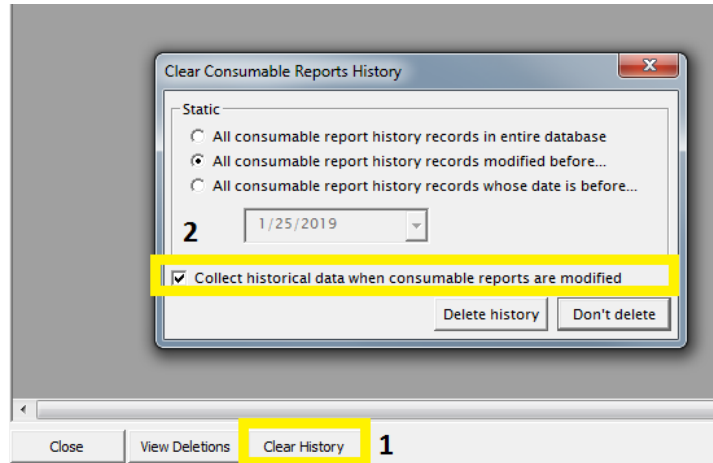


Figure 4 Consumable reports history window

- e. A warning message displayed if we try to change the tick box of "Collect historical data when consumable reports are modified"

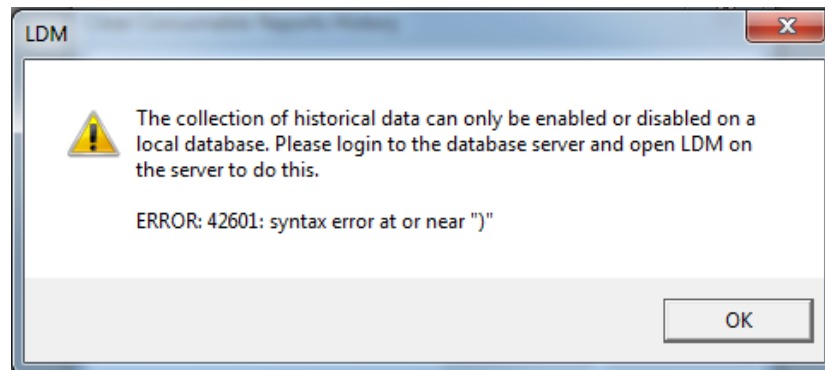


Figure 5 warning message displayed



NATO UNCLASSIFIED



#### **4. Problem investigation**

This warning message occurs because of a malformed pgSQL query.

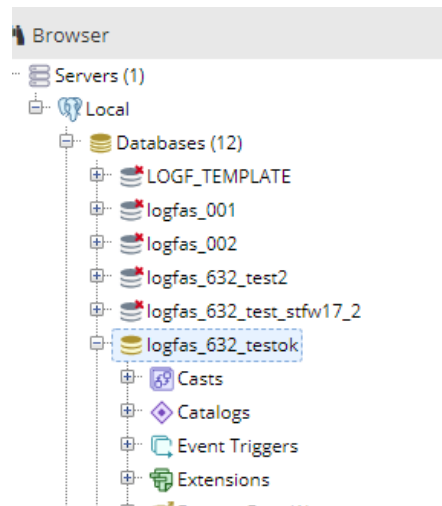


NATO UNCLASSIFIED

**NCIA / SSBA / LAS**  
Bldg 302, Rm 3xx  
Tel.: +32 (0)6544 9445

## 5. Workaround

To enable or disable the historical data in LDM open pgAdmin application, connect with the corresponding server expand the “Databases” node and select the currently active database in LCM see figure 6.



*Figure 6 select the active database using mouse left click*

Right click on the selected database and left click in “Query Tool” option a new tap will open on right side see figure 7.

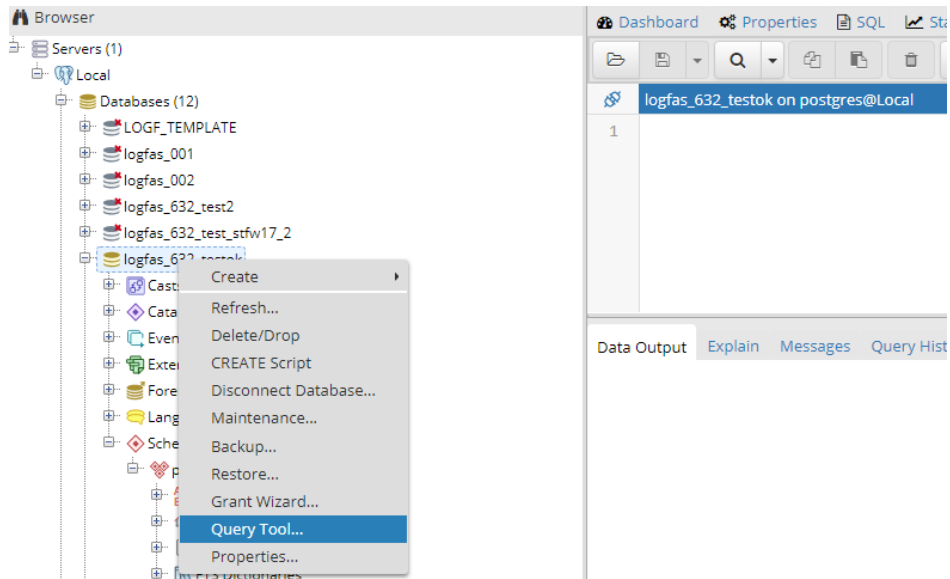


Figure 7 open query tool with mouse right click

Write the following lines to enable or disable the consumable reports history and click in the “Execute” query button market in yellow see figure 8:

To enable consumable report history: `SELECT enable_consumable_report_history()`

To disable consumable report history: `SELECT disable_consumable_report_history()`

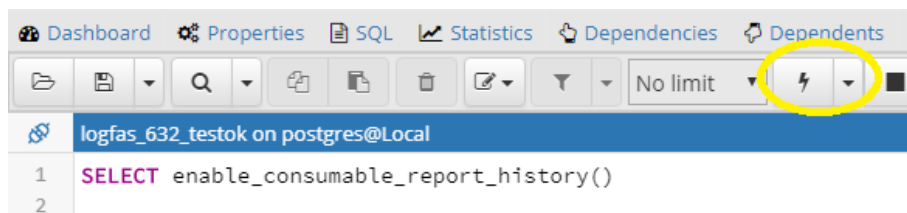


Figure 8 query tool tab example how to enable the consumable report history

Resolution of this BUG will be implemented in the next software version.